

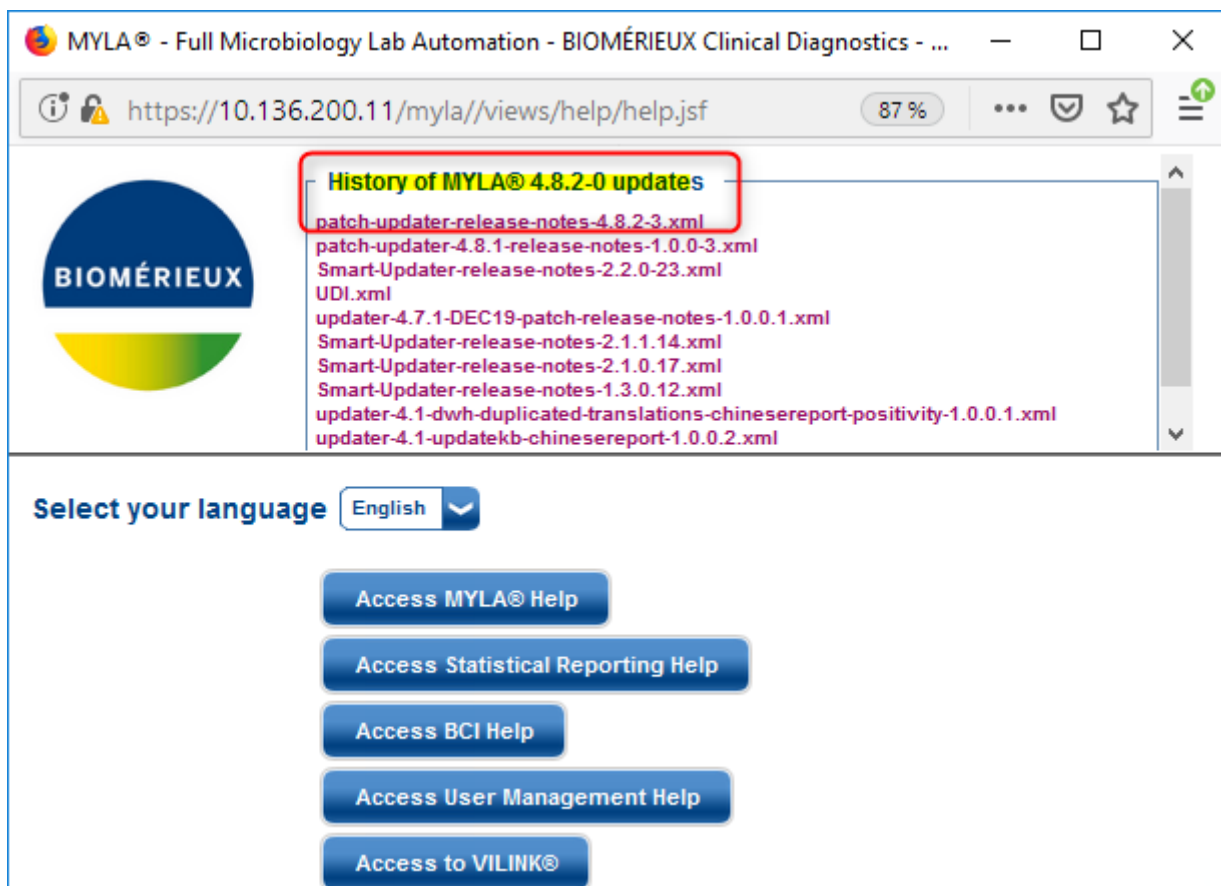
FSCA 5308-2 VERIFICATION GUIDE

1. CHECK THE MYLA VERSION

- Connect to the Myla software
- Click on the help button

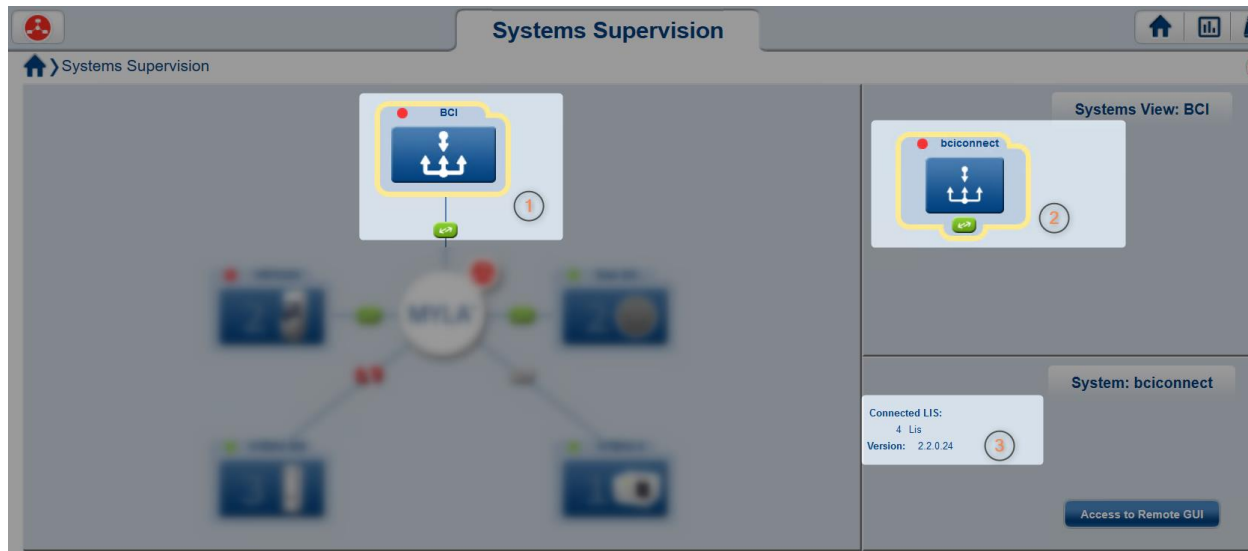


- In the pop-up window, check the MYLA version




2. CHECK IF THE CONNECTION MODULE IS BCI-CONNECT

- In the Myla software, click on the supervision icon (top left) to display the status of Myla communication :



- If the BCI icon looks like  then the communication software is not BCI-CONNECT.

- If the BCI icon looks like  then the communication software is BCI-CONNECT.

3. CHECK IF YOUR LIS AUTOMATICALLY CHANGES SOMETIMES THE INCUBATION TIME OF BLOOD CULTURE BOTTLES

Are you using a workflow where the LIS is sending a modification (increase) of the standard incubation time of a bottle (different than what is in the intended for use of the bottle) ?

4. CHECK HOW THE LIS SENDS REQUESTS TO MYLA

- Does your LIS send the result of an identification made outside of the Myla system after receiving a positive result in the LIS?
- Does your LIS return a test request for identification or a test of antibiotic susceptibility to Myla after positive bottle?

These 2 questions are related to the last conditions described in the Customer Letter (*Table 2: Conditions to reproduce and encounter the anomaly*). If you answer YES to one of these questions and if you answered YES to all previous conditions, you are facing the issue and you have to follow actions described in the Customer Letter.